

**PRACHT®**  
BASIC LINE



Top-Innovator  
2024

# **BASIC LINE**

## **LIGHT FOR PROFESSIONALS**

**5**  
**YEARS**  
WARRANTY

**FOR**  
**INDUSTRIAL**  
**USE**

**SIMPLE**  
**HANDLING**

# 1 MANUFACTURER 4 SEGMENTS OVER 4000 LUMINAIRES

## THE RIGHT LUMINAIRE FOR EVERY REQUIREMENT

## LARGEST WET ROOM RANGE IN EUROPE

A luminaire range from light for every day use up to tailor-made individual solutions for extreme demands. A portfolio for all requirements.

## ECONOMICAL & EFFICIENT

In terms of purchase and maintenance. PRACTH luminaires stand for high efficiency at the best price-performance ratio.

## BRAND QUALITY

100 years of experience make PRACTH the first port of call for damp-proof luminaires

## GREEN INNOVATION

Transparent sustainability and energy efficiency - Long-life components, recycled materials (REMADE), easy to replace exchangeability of electronics (REUSE) and a high level of material expertise are the hallmarks of PRACTH's sustainable offering

### ECO LINE LIGHT FOR EVERYDAY LIFE

**ECONOMIC.  
EASY.  
EFFICIENT.**

Full-LED and RETRO-FIT luminaire in one unbeatable price-performance ratio:

- Cellars
- Corridors
- Technical rooms
- Garages
- Warehouse



### BASIC LINE LIGHT FOR PROFESSIONALS



High-quality, industrial-grade luminaires for easy installation

- Unprotected outdoor areas
- Production areas
- Agricultures
- Logistics
- Underground garages
- Warehouses
- Pits
- Car washes
- Corridors
- Side rooms



### PRO LINE LIGHT FOR THE EXTREME

**CUSTOMIZED  
SOLUTIONS  
FOR EXTREME  
REQUIREMENTS**

Industrial luminaires of the highest quality, durability and robustness. Customizable depending on individual requirements. Warranty 5 Years+

- Demanding industrial sectors such as food & beverages
- Potentially explosive areas
- Chemical & noxious gas contaminated environments
- High & low temperatures
- Vandalism protected
- Electroplatings
- Transportation companies




### ONE CONNECT LIGHTING SYSTEMS

**STANDARD  
BECOME  
SYSTEMS**

ONE CONNECT, made from 99% recycled material, turns individual luminaires into a variety of lighting systems and shapes

- Reception & recreation areas
- Offices
- Garages
- Cellars
- Corridors & hallways
- Technical rooms & workshops



# BASIC LINE

## LIGHT FOR PROFESSIONALS



High quality, good light and simple installation - proven properties that characterise the industrial-grade PRACHT BASIC LINE. The various luminaire are ideally suitable for a wide range of possible applications - from car parks and the optimum lighting of high-bay warehouses to reliable use in agriculture and in unprotected outdoor areas. The PRACHT BASIC LINE stands for brand quality with a PRACHT warranty of 5 years and an excellent efficiency.

## INDOOR:

## OUTDOOR:



**LUNA BL**

### IDEAL FOR

- CORRIDORS
- CELLARS
- INDUSTRY
- PARKING GARAGES
- PRODUCTION



**KATLA BL**

### IDEAL FOR

- PARKING GARAGES
- WAREHOUSE
- TECHNICAL ROOMS
- CELLARS
- WORKSHOPS



**COMO BL**

### IDEAL FOR

- WAREHOUSES
- LOGISTICS HALLS
- INDUSTRIAL HALLS
- COLD STORES



**TUBIS BL**

### IDEAL FOR

- UNPROTECTED OUTDOOR AREAS
- AGRICULTURES
- SWIMMING POOLS
- CHEMICALLY CONTAMINATED ENVIRONMENTS

NEW IN THE BASIC LINE: PRACHT LUNA BL ONE AND LINO BL FROM PAGE 6

# LUNA BLONE

THE FIRST **DIFFUSER LIGHT**  
MADE FROM UP TO **98% RECYCLATE**



THE LIGHT OF THE  
**FUTURE**  
A VIEW OF LIGHT FOR  
THE ENVIRONMENT

### SUSTAINABLE LIGHT FOR ALL

Ready for the requirements of the future:  
recycled content up to 98%,  
efficiency up to 180 lm/W

### VERSATILE

Also available as a version with multilumen,  
DALI, TW and sensor

**HOUSING** PC recyclate, impact-resistant, IK08, REMADE SCORE 98%.

**COVER** PC recyclate with integrated LED unit.

**SEALS** Non-ageing silicone seals.

**ELECTRICAL COMPONENTS** High-power LED, LED converter.

**ASSEMBLY** Variable fixing distances with PRACHT-KLAMMER-SYSTEM. Suitable for ceiling, wall, pendant and mounting rail installation.

**AREAS OF APPLICATION** Parking garages, industry, production, warehouses, workshops, 1:1 FL replacement.

**EL-CERTIFIED** The LUNA BL is suitable for emergency lighting.

■ **SUSTAINABLE - MADE FROM UP TO 98% RECYCLED MATERIAL**

■ **QUICK ASSEMBLY**

■ **1:1 EXCHANGE**

■ **ENEC**

■ **DUST-TIGHT**

■ **EL-CERTIFIED**

■ **HOMOGENEOUS LIGHT**

### FROM EVERYDAY TO EXTREME - THE RIGHT SEGMENT FOR EVERY REQUIREMENT



### PRACHT LUNA BL ONE Single luminaire, color temperature 4000 K, R<sub>a</sub>>80, IP65, -20°C ... +40°C

Art.-No.	Execution	Luminous flux	Light distribution	Length	Through-wiring
5800222	DIP SWITCH	1250 - 2500lm	120° breit	600 mm	-
5852222	DIP SWITCH + SENSOR	1250 - 2500lm	120° breit	600 mm	4x1,5 mm <sup>2</sup>
5800114	ON/OFF	2800 lm	120° breit	1200 mm	-
5800224	DIP SWITCH	2800 - 5400 lm	120° breit	1200 mm	-
5880224	DIP SWITCH + DV	2800 - 5400 lm	120° breit	1200 mm	5x2,5 mm <sup>2</sup>
5880129	DALI + DV	5400 lm	120° breit	1200 mm	5x2,5 + 2x1,5 mm <sup>2</sup>
5852224	DIP SWITCH + SENSOR	2800 - 5400 lm	120° breit	1200 mm	4x1,5 mm <sup>2</sup>
5832129	DALI + SENSOR	2800 - 5400 lm	120° breit	1200 mm	5x1,5 mm <sup>2</sup>
5800234	DIP SWITCH	5400 - 8400 lm	120° breit	1200 mm	-
5880234	DIP SWITCH + DV	5400 - 8400 lm	120° breit	1200 mm	5x2,5 mm <sup>2</sup>
5880139	DALI + DV	8400 lm	120° breit	1200 mm	5x2,5 + 2x1,5 mm <sup>2</sup>
5852234	DIP SWITCH + SENSOR	5400 - 8400 lm	120° breit	1200 mm	4x1,5 mm <sup>2</sup>
5800115	ON/OFF	3800 lm	120° breit	1500 mm	-
5800225	DIP SWITCH	3800 - 6500 lm	120° breit	1500 mm	-
5880225	DIP SWITCH + DV	3800 - 6500 lm	120° breit	1500 mm	5x2,5 mm <sup>2</sup>
5880120	DALI + DV	6500 lm	120° breit	1500 mm	5x2,5 + 2x1,5 mm <sup>2</sup>
5852225	DIP SWITCH + SENSOR	3800 - 6500 lm	120° breit	1500 mm	4x1,5 mm <sup>2</sup>
5832120	DALI + SENSOR	3800 - 6500 lm	120° breit	1500 mm	5x1,5 mm <sup>2</sup>
5800235	DIP SWITCH	6500 - 11500 lm	120° breit	1500 mm	-
5880235	DIP SWITCH + DV	6500 - 11500 lm	120° breit	1500 mm	5x2,5 mm <sup>2</sup>
5880130	DALI + DV	12000 lm	120° breit	1500 mm	5x2,5 + 2x1,5 mm <sup>2</sup>
5852235	DIP SWITCH + SENSOR	6500 - 11500 lm	120° breit	1500 mm	4x1,5 mm <sup>2</sup>

WORLD PREMIERE




Protection class I according to EN 60598  
Ingress Protection IP65



# LINO BL

## MODULAR LIGHTING SYSTEM

WHEN COMPLEXITY BECOMES SIMPLE



EFFICIENT

188 lm/W

EASY

Quick installation

CONTROLLABLE

DALI option

VARIABEL

Multilumen per DIP SWITCH  
(33/38/42/48W)

MODULAR

Plug and Play

MINIMALISTIC

Few articles, many options

MINIMALISTIC

**HOUSING** Stable housing made of sheet steel.  
**ELECTRICAL COMPONENTS** High-power LED, LED converter.  
**LAMP COVER** PMMA with integrated optics.  
**ASSEMBLY** Quick mounting rail system, suitable for ceiling and pendant mounting.  
**THROUGH-WIRING** Includes 6 x 2.5 + 2 x 1.5 mm<sup>2</sup> TW from factory.  
**AREAS OF APPLICATION** Industry, production, warehousing and logistics.

- EASY QUICK ASSEMBLY SYSTEM
- MODULAR ASSEMBLY
- DIGITALLY CONTROLLABLE
- OPTIMAL HANDLING OF LIGHT INSERTS
- DALI 2
- FLEXIBLE SUSPENSION DISTANCES
- CONTINUOUS LIGHT PATTERN POSSIBLE
- HIGH STOCK AVAILABILITY

FROM EVERYDAY TO EXTREME - THE RIGHT SEGMENT FOR EVERY REQUIREMENT



### LINO BL Color temperature 4000 K, R<sub>a</sub>>80, IP40, -25°C ... +40°C

Version	Art.-No. white	Art.-No. black	Luminous flux	Output	Light distribution	Length	Efficiency
DALI	5721110	5721160	9000lm	1x48 W	60°	1500 mm	188 lm/W
DALI	5721120	5721170	9000lm	1x48 W	120°	1500 mm	188 lm/W
DIP SWITCH	5721115	5721165	9000lm	1x48 W	60°	1500 mm	188 lm/W
DIP SWITCH	5721125	5721175	9000lm	1x48 W	120°	1500 mm	188 lm/W

### MOUNTING RAIL

Article	Art.-No. white	Art.-No. black	Measures LxWxH
Mounting rail	571912	571922	1650 x 70 x 39 mm
Mounting rail	571913	571923	3150 x 70 x 39 mm
Mounting rail	571914	571924	4650 x 70 x 39 mm
Blind cover 1,5 m	5712014	5712024	1500 x 70 x 47 mm
End rail	571961	571971	217 x 70 x 78 mm
Feed-in box	5712012	5712022	305 x 92 x 58 mm
Feed-out box	5712011	5712021	305 x 92 x 58 mm
<b>Mounting rail accessories</b>			
Flexible feed-in	5711001		89 x 54 x 25 mm
Flexible feed-out	5711002		89 x 54 x 25 mm
Attachment with swing hook, stainless steel	5712001		53 x 58 x 50 mm



Protection class I according to EN 60598  
 Ingress Protection IP40  
 AC/DC 220-240 V 50/60 Hz

5 YEARS WARRANTY

UP TO 100.000 H LIFETIME

IP40



FROM -25°C TO +40°C

# LUNA BL

## DIFFUSER LUMINAIRE



**SAFE**

EL-certified

**EASY FIX**

Quick & easy installation thanks to plug-in connection of LED- and circuit board

**SOLID**

High quality  
Stainless steel clips

**RESILIENT**

Impact-resistant polycarbonate housing (IK08)

**INTEGRATED**

Safe to touch in cover  
Integrated LED board

- HOUSING** Polycarbonate, impact-resistant, IK08.
- LAMP COVER** Polycarbonate with integrated LED unit.
- SEALS** Non-ageing silicone seals.
- ELECTRICAL COMPONENTS** High-performance LED, LED converter.
- ASSEMBLY** Variable mounting distances thanks to the PRACHT CLAMPING SYSTEM. Suitable for ceiling, wall, pendant and rail mounting.
- AREAS OF APPLICATION** Parking garages, cellars, workshops, 1:1 LL replacement.
- EL-CERTIFIED** The LUNA BL is suitable for emergency lighting

- **HIGH QUALITY**
- **QUICK ASSEMBLY**
- **1:1 EXCHANGE**
- **ENEC**
- **DUST-TIGHT**
- **EL-CERTIFIED**
- **HOMOGENEOUS LIGHT**

### LUNA BL Single luminaire, color temperature 4000 K, Ra>80, IP65, -20°C ... +40°C

Power	Light distribution	Luminous flux	P/N	Length
1x20 W	120° wide	2500 lm	5211012	600 mm
1x20 W	120° wide	2800 lm	5211004B	1200 mm
1x39 W	120° wide	5400 lm	5211014B	1200 mm
1x27 W	120° wide	3800 lm	5211005B	1500 mm
1x47 W	120° wide	6500 lm	5211015B	1500 mm

### ACCESSORIES

Through-wiring	P/N
3x1,5mm² Set LUNA BL 1,2m, consisting of rigid conductors, 2x5pin terminal block	5552132
3x1,5mm² Set LUNA BL 1,5m, consisting of rigid conductors, 2x5pin terminal block	5552135
5x2,5mm² Set LUNA BL 1,2m, consisting of rigid conductors, 2x5pin terminal block	5552152
5x2,5mm² Set LUNA BL 1,5m, consisting of rigid conductors, 2x5pin terminal block	5552155

### FROM EVERYDAY TO EXTREME - THE RIGHT SEGMENT FOR EVERY REQUIREMENT



**MORE INFO HERE**



Protection class I according to EN 60598  
Protection type IP65  
AC 220-240 V 50/60 Hz



# KATLA BL

## PROFILE LUMINAIRE



**ALUMINIUM CARRIER**

For optimal thermal management

**QUICK CONNECTION**

Due to clippable end caps and PRACHT SLIDER

**IK08**

Co-extruded polycarbonate housing

**VARIABLE**

PRACHT-CLIP-SYSTEM for variable mounting

**SEALS**

Extremely short silicone seals

**THROUGH-WIRING**

3x1,5mm<sup>2</sup> ex factory

ALLROUNDER

**HOUSING** Co-extruded polycarbonate, impact resistant, IK08.  
**SEALS** Extremely short, ageing resistant silicone seals.  
**ELECTRICAL COMPONENTS** High power LED, LED converter.  
**THROUGH-WIRING** Including 3x1,5 mm<sup>2</sup> wiring ex factory.  
**ASSEMBLY** Variable mounting distances with PRACHT-CLIP-SYSTEM. Suitable for ceiling and rail mounting.  
**FIELDS OF APPLICATION** Parking garages, basements, workshops, 1:1 fluorescent light exchange.

- SLIM HOUSING
- STABLE
- 1:1 EXCHANGE
- ENEC
- SIMPLE MOUNTING
- HOMOGENEOUS LIGHT




MORE INFO HERE

FROM EVERYDAY TO EXTREME - THE RIGHT SEGMENT FOR EVERY REQUIREMENT



**KATLA BL** Individual luminaire, color temperature 4000 K, Ra>80, IP65, -20°C ... +40°C

Power	Light distribution	Luminous flux	P/N	Length
1x20 W	120° wide	2800 lm	5231004B	1240 mm
1x38 W	120° wide	5400 lm	5231014B	1240 mm
1x27 W	120° wide	3800 lm	5231005B	1540 mm
1x46 W	120° wide	6500 lm	5231015B	1540 mm



Protection class I according to EN 60598  
 Protection type IP65  
 AC 220-240 V 50/60 Hz

PRACHT.COM

+49 64 66 / 91 40 - 0

# TUBIS BL

## TUBULAR LUMINAIRE



**HOUSING** Tube and end caps made of PMMA.

**ELECTRICAL COMPONENTS** High power LED, LED converter.

**ASSEMBLY** Variable mounting distances by PRACHT-CLAMP-SYSTEM. Suitable for ceiling, wall, pendant and rail mounting.

**THROUGH-WIRING** Including 3 x 1.5 mm² DV ex factory.

**FIELDS OF APPLICATION** Washing plants, wet rooms, workshops, unprotected outdoor areas, agriculture (unlimited), acid and alkaline cleaning, plants, oily environments and food industry.

- OIL-RESISTANT
- ACID-ALKALI RESISTANT
- UNPROTECTED OUTDOOR AREA
- UNRESTRICTED APPROVAL FOR AGRICULTURE
- ROBUST
- ENEC
- QUICK INSTALLATION
- -20° C ... +40° C

### TUBIS BL Einzelleuchte, Farbtemperatur 4000 K, R<sub>a</sub>>80, Durchmesser 70mm, IP67, -20°C ... +40°C

Power	Light distribution	Luminous flux	P/N	Length
1x20 W	120° breit	2800 lm	5240024	1330 mm
1x36 W	120° breit	5400 lm	5240034	1330 mm
1x24 W	120° breit	3800 lm	5240025	1629 mm
1x42 W	120° breit	6500 lm	5240035	1629 mm

#### FROM EVERYDAY TO EXTREME - THE RIGHT SEGMENT FOR EVERY REQUIREMENT



MORE INFO HERE



Protection class I according to EN 60598  
Protection type IP67/IP69K  
AC/DC 220-240 V 50/60 Hz \*registered

SPECIALIST



PRACHT®

# COMO BL

## LED-HIGHBAY



PRACHT®

### ROBUST MATERIALS

Housing made of white powder coated magnesium aluminium alloy.



### NON-GLARING

A ton of light - no glare.  
Lowest UGR value in it's class.

### MULTIPLE CERTIFICATES

D-Mark, ENEC and IP65 thanks to robust construction and short, ageing resistant silicone seals.

**HOUSING** Magnesium aluminium alloy, white powder coated.  
**LAMP COVER** Polycarbonate (PC, impact-resistant).  
**SEALS** Short, age-resistant silicone seals.  
**ELECTRICAL COMPONENTS** High power LED, LED converter, with 1 meter connection line.  
**ASSEMBLY** With suspension eyelet, optional accessory with bracket.  
**FIELDS OF APPLICATION** Logistics centres, industrial facilities, cold stores, salesrooms.

- EFFICIENT UP TO 179 LM/W
- WITH OUTSTANDING UGR
- 1:1 REPLACEMENT
- ENEC
- SIMPLE MOUNTING

FROM EVERYDAY TO EXTREME - THE RIGHT SEGMENT FOR EVERY REQUIREMENT



MORE INFO  
HERE

**COMO BL** Individual luminaire, color temperature 4000 K, diameter 380 mm\*, PC (Polycarbonate), Ra>80, IP65, Ta -40°C ... +50°C

Type	Power	P/N	Diameter	Light distribution	Luminous flux
BL 100	1x79 W	9613012	Ø 320 mm	100° wide	13800 lm
BL 150	1x117 W	9613212	Ø 380 mm	100° wide	21000 lm
BL 150	1x117 W	9603212	Ø 380 mm	60° medium	21000 lm
BL 200	1x153 W	9613112	Ø 380 mm	100° medium	27000 lm
BL 200	1x153 W	9603112	Ø 380 mm	60° wide	27000 lm

### ACCESSORIES

Item	P/N	Description
Bracket COMO BL for Ø 320	9600009	Wall and ceiling mounting bracket white COMO BL 100
Bracket COMO BL/PRO for Ø 380	9600019	Wall and ceiling mounting bracket white COMO BL/PRO 150/200

5  
YEARS  
WARRANTY

UP TO 100.000 H  
LIFETIME

IP65



FROM -40°C  
TO +50°C

CE Protection class I  
Protection type IP65  
Dustproof, 220-240V 50/60 Hz

PRACHT.COM

+49 64 66 / 91 40 - 0

# PRO LINE LIGHT FOR THE EXTREME

Individual lighting solutions for special requirements and areas of application - that's what the PRACHT PRO LINE stands for.

Whether resistance to heat, cold, aggressive gases and liquids or ensuring safety, smart lighting control via Casambi and networked/controlled IOT solutions: The PRO LINE starts where others stop.

With a warranty of 5 years and more, these luminaires stand for the highest quality MADE IN GERMANY and reflect the PRACHT expertise of many decades in the development of reliable and innovative lighting solutions. In the PRO LINE,


PRACHT is the first and only manufacturer in the world to offer industrial lighting solutions made from up to 99% recycled material (REMADE). We would be happy to present many other sustainability initiatives along the product life cycle such as the exchangeability of components (REUSE) or refurbishing options (REBUILD) to you personally.

The entire PRO LINE, including IFS-recommended luminaires and spotlights as well as the immediately from stock available Roadrunner instant program at [PRACHT.COM/OUR-LUMINAIRES](https://pracht.com/our-luminaires)



## APOLLO G2

- Swivelling reflectors
- From -40°C to +65°C ambient temperature
- Up to 7x2.5mm<sup>2</sup> through-wiring
- Customizable cable entries, light colors or control options
- Food industry (IFS certificate) & DB listed
- High efficiency: up to 218 lm/W



## TUBIS

- Ideal for agriculture and industry
- Food industry (IFS certificate) & DB listed
- Various light colors possible
- High ambient temperatures



## GECKO L

- Ex-proof - Certified according to ATEX & IECEx
- For zones 1-21 & 2-22
- Moderate surface temperature due to efficient LED technology
- Various mounting accessories allow ceiling, pendant, pipe and swivel wall mounting possible



# ONE CONNECT LIGHT SYSTEMS



## STANDARD BECOME SYSTEMES

What perspective is important to you? How do you need light in the room? Create your lighting system with the individual luminaires by ONE CONNECT. Diversity of form takes on a new meaning. More under [PRACHT.COM/ONE-CONNECT](https://pracht.com/one-connect)




## SUPPORT RAILS FROM PRACHT

- Different rails for different requirements
- Current- and control-carrying rail
- Up to 12-pole through-wiring
- Very high stability
- Suitable solutions also for the food industry



# PRACHT®



## INFINITY

ANY  
LUMINAIRE  
CAN TURN  
INTO A  
PRACHT  
LUMINAIRE

**WITH OUR CIRCULAR FEED-BACK SYSTEM, WE'RE ENABLING THAT EVERY LUMINAIRE CAN TURN INTO A PRACHT LUMINAIRE.**

**HOW ARE WE DOING THIS?**

**WE'RE TAKING USED LIGHTS, RECYCLE AS MANY PLASTICS AS POSSIBLE AND USE THEM TO CREATE NEW PRACHT LUMINAIRES. OUR LUMINAIRES HAVE A RECYCLED CONTENT UP TO 99%.**

**WITH THIS FORMULA, WE ARE PRODUCING INDUSTRIAL LUMINAIRES WHICH REPRESENT 100% QUALITY. OUR INFINITY RANGE EMBODIES EVERYTHING THAT PRACHT STANDS FOR: SUSTAINABILITY, EFFICIENCY, INNOVATION AND THE HIGHEST QUALITY.**



Alfred PRACHT Lichttechnik GmbH | PRACHT Lighting Solutions GmbH

Am Seerain 3 | D-35232 Dautphetal-Buchenau/Lahn | Germany | Tel: +49 6466/9140-0 | [welcome@pracht.com](mailto:welcome@pracht.com)

[pracht.com](http://pracht.com)

[video.pracht.com](https://video.pracht.com)

[www.pracht.com/ausschreibungstexte](http://www.pracht.com/ausschreibungstexte)