

PRACHT®
PRO LINE

KATLA



PRO

INDUSTRY

FOOD

NAWAROH

PRACHT®



PRACHT®



KATLA

INDUSTRY | NAWAROH | XLS

PRACHT®



FEATURES


Fast installation

Thanks to two spacious grid connection units.



Ceiling illumination

Illuminates dark parking deck ceilings




Sustainable

NAWAROH® - renewable, regrowable and resistant raw material



Version Industry

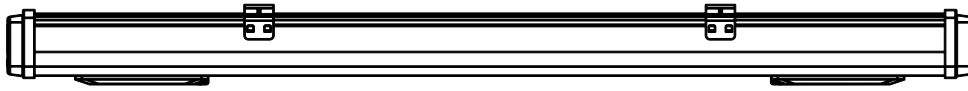
Industry components - longer lifetime, low maintenance, real power.



PRACHT.COM

+49 64 66 / 91 40-0

PRACHT®



KATLA

EASY INSTALLATION OIL/ACID PROOF IP66 UNPROTECTED OUTDOOR AREAS PARK`N RIDE CEILING ILLUMINATION DIM-DALI NAWAROH® INDUSTRY



HOUSING Translucent, impact resistant opalized housing made of one piece (shatter proof polycarbonate or NAWAROH®), endcaps made of PBT (shatter proof) or NAWAROH®.

SEALS Durable, short silicone seals (silicone free optionally available).

ELECTRICAL COMPONENTS High performance LED, LED converter.

THROUGH-WIRING 3x1,5mm² factory-installed (exception XLS).

INSTALLATION Variable mounting points due to PRACHT-CLIP-SYSTEM. Easy access power supply spaces.

FIELDS OF APPLICATION Depending on model: Parking decks, basements, factories, service-, logistic- and production centers, service pits, technical and secondary rooms, unprotected outdoor areas.

TECHNICAL DETAILS See all technical and lighting data concerning our luminaires on pracht.com

5

YEAR WARRANTY



100.000 h LIFETIME



A++

ENEC*



FROM -20°C TO +45°C
DEPENDING ON MODEL



UNPROTECTED
OUTDOOR AREAS
DEPENDING ON MODEL

IP66



Protection class I and II
Ingress Protection IP66

Dustproof, water jet proof, 220-240V 50/60 Hz, *registered



KATLA Housing made of polycarbonate (shatter proof), Ta: -20°C ... +35°C, 4000K.

	P/N	Power	Luminous flux	Length	Weight	Through-Wiring
ON/OFF	9131120	1x25 W	2700 lm	1205 mm	1,2 kg	3x1,5 mm ²
	9131150	1x32 W	3600 lm	1465 mm	1,4 kg	3x1,5 mm ²
	9131160	1x39 W	4700 lm	1465 mm	1,5 kg	3x1,5 mm ²
	9131180	1x55 W	6500 lm	1745 mm	1,7 kg	3x1,5 mm ²
DIM-DALI	9171168	1x25 W	2700 lm	1205 mm	1,4 kg	3x1,5 mm ² + 2x1,5 mm ²
	9171169	1x32 W	3600 lm	1465 mm	1,6 kg	3x1,5 mm ² + 2x1,5 mm ²
	9171269	1x39 W	4700 lm	1465 mm	1,6 kg	3x1,5 mm ² + 2x1,5 mm ²
	9171280	1x55 W	6500 lm	1745 mm	1,8 kg	3x1,5 mm ² + 2x1,5 mm ²

KATLA INDUSTRY Housing made of polycarbonate (shatter proof), Ta: -20°C ... +45°C, 4000K.

	P/N	Power	Luminous flux	Length	Weight	Through-Wiring
ON/OFF	9137334	1x40 W	4700 lm	1495 mm	1,3 kg	3x1,5 mm ²
	9137374	1x53 W	6300 lm	1495 mm	1,5 kg	3x1,5 mm ²
	9137355	1x54 W	6500 lm	1745 mm	1,5 kg	3x1,5 mm ²
	9137375	1x65 W	7800 lm	1745 mm	1,7 kg	3x1,5 mm ²
DIM-DALI	9137339	1x40 W	4700 lm	1495 mm	1,4 kg	3x1,5 mm ² + 2x1,5 mm ²
	9137379	1x53 W	6300 lm	1495 mm	1,6 kg	3x1,5 mm ² + 2x1,5 mm ²
	9137350	1x54 W	6500 lm	1745 mm	1,6 kg	3x1,5 mm ² + 2x1,5 mm ²
	9137370	1x65 W	7800 lm	1745 mm	1,8 kg	3x1,5 mm ² + 2x1,5 mm ²

KATLA SK II Housing made of polycarbonate (shatter proof), Ta: -20°C ... +30°C, 4000K.

	P/N	Power	Luminous flux	Length	Weight	Through-Wiring
DIM-DALI ON/OFF	9121434	1x31 W	3600 lm	1465 mm	1,3 kg	2x1,5 mm ²
	9121435	1x38 W	4600 lm	1745 mm	1,5 kg	2x1,5 mm ²
	9121439	1x31 W	3600 lm	1465 mm	1,6 kg	2x1,5 mm ²
	9121430	1x38 W	4600 lm	1745 mm	1,8 kg	2x1,5 mm ²

KATLA NAWAROH Housing made of translucent NAWAROH®, Ta: -20°C ... +35°C, 4000K, suitable for unprotected outdoor areas.

	P/N	Power	Luminous flux	Length	Weight	Through-Wiring
ON/OFF	9131620	1x25 W	2700 lm	1275 mm	1,2 kg	3x1,5 mm ²
	9131650	1x32 W	3600 lm	1535 mm	1,4 kg	3x1,5 mm ²
	9131660	1x34 W	4700 lm	1535 mm	1,5 kg	3x1,5 mm ²
	9131680	1x49 W	6500 lm	1815 mm	1,7 kg	3x1,5 mm ²
DIM-DALI	9171668	1x25 W	2700 lm	1275 mm	1,4 kg	3x1,5 mm ² + 2x1,5 mm ²
	9171669	1x32 W	3600 lm	1535 mm	1,6 kg	3x1,5 mm ² + 2x1,5 mm ²
	9171769	1x34 W	4700 lm	1535 mm	1,6 kg	3x1,5 mm ² + 2x1,5 mm ²
	9171780	1x49 W	6500 lm	1815 mm	1,8 kg	3x1,5 mm ² + 2x1,5 mm ²

KATLA NAWAROH INDUSTRY Housing translucent NAWAROH®, Ta: -20°C ... +45°C, 4000K, suitable for unprotected outdoor areas.

	P/N	Power	Luminous flux	Length	Weight	Through-Wiring
ON/OFF	9135324	1x35 W	4700 lm	1275 mm	1,3 kg	3x1,5 mm ²
	9135354	1x48 W	6300 lm	1535 mm	1,5 kg	3x1,5 mm ²
	9135335	1x48 W	6500 lm	1535 mm	1,5 kg	3x1,5 mm ²
	9135355	1x59 W	7800 lm	1815 mm	1,7 kg	3x1,5 mm ²
DIM-DALI	9135329	1x35 W	4700 lm	1275 mm	1,4 kg	3x1,5 mm ² + 2x1,5 mm ²
	9135359	1x48 W	6300 lm	1535 mm	1,6 kg	3x1,5 mm ² + 2x1,5 mm ²
	9135330	1x48 W	6500 lm	1535 mm	1,6 kg	3x1,5 mm ² + 2x1,5 mm ²
	9135350	1x59 W	7800 lm	1815 mm	1,8 kg	3x1,5 mm ² + 2x1,5 mm ²

KATLA NAWAROH SK II Housing made of translucent NAWAROH®, Ta: -20°C ... +30°C, 4000K, suitable for unprotected outdoor areas.

DIM-DALI ON/OFF

P/N	Power	Luminous flux	Length	Weight	Through-Wiring
9121484	1x26 W	3600 lm	1535 mm	1,3 kg	2x1,5 mm ²
9121485	1x34 W	4600 lm	1815 mm	1,5 kg	2x1,5 mm ²
9121489	1x26 W	3600 lm	1535 mm	1,6 kg	2x1,5 mm ² + 2x1,5 mm ²
9121480	1x34 W	4600 lm	1815 mm	1,8 kg	2x1,5 mm ² + 2x1,5 mm ²

KATLA XLS S Housing made of polycarbonate (shatter proof), Ta: -20°C ... +35°C, 4000K, with HF-sensor.

ON/OFF

P/N	Power	Luminous flux	Length	Weight	Through-Wiring
9106120	1x25 W	2700 lm	1205 mm	1,2 kg	-
9106150	1x32 W	3600 lm	1465 mm	1,4 kg	-
9106160	1x39 W	4700 lm	1465 mm	1,5 kg	-
9106180	1x55 W	6500 lm	1745 mm	1,7 kg	-



Front end cable entry



Spacious grid connection



Bolted components



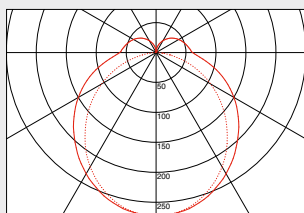
Flat ceiling structure



Ceiling illumination



Variable mounting points



For product specific
data visit
www.pracht.com

**"THERE WILL NEVER BE ANY COMPROMISE
IN THE QUALITY OF MY PRACHT LUMINAIRES."**

Alfred Pracht, founder, 1963